


SWIMMING

PROJECT



Valsecchia
C E R A M I C A



b a c i a t e d a l s o l e

Una gamma che raccoglie le serie ispirate all'eleganza unica dei marmi, in una tavolozza colori ricca delle sfumature del mare: dal blu più profondo ai toni neutri della sabbia.

La superficie lucida e la varietà grafica diventano protagoniste di particolari giochi di luce e mix colori a contatto con l'acqua, assicurando un risultato di grande prestigio dal forte impatto estetico.

Ideali come rivestimento piscina, si prestano per conferire un tocco di personale eleganza anche all'interno di Spa.

Series inspired by the unique elegance of marble varieties, in a palette of colours packed with the shades of the sea: from the deepest blue to the neutral tones of sand.

The glossy surface and the graphic variety play the starring role in particular plays of light and mixes of colour in contact with water, generating a highly prestigious result with a strong styling impact.

Ideal for cladding swimming pools, they are perfect for lending a touch of personal elegance also inside a spa.

Une gamme qui réunit les séries inspirées de l'élégance unique du marbre, dans une palette de couleurs riche des nuances de la mer : du bleu le plus profond aux tons neutres du sable.

La surface polie et la variété graphique deviennent les protagonistes de jeux particuliers de lumière et de mélanges de couleurs au contact de l'eau, assurant un résultat prestigieux à fort impact esthétique.

Idéales comme revêtements de piscine, elles conviennent également pour ajouter une touche d'élégance personnelle aux intérieurs de spa.

Eine Serie, die die von der einzigartigen Eleganz des Marmors inspirierten Serien in einer Farbpalette vereint, die reich an den Nuancen des Meeres ist: vom tiefsten Blau bis zu den neutralen Tönen des Sandes.

Die polierte Oberfläche und die grafische Vielfalt werden im Kontakt mit Wasser zu Protagonisten besonderer Lichtspiele und Farbmischungen, die ein prestigeträchtiges Ergebnis mit starker ästhetischer Wirkung gewährleisten.

Sie eignen sich ideal als Poolabdeckung, aber auch, um der Inneneinrichtung von Spas einen Hauch von persönlicher Eleganz zu verleihen.

VENUS EMERALD

1515VEN004

VENUS EMERALD

15x15 6"x6" GLOSSY



S W I M M I N G

PLANET

V E N U S
J U P I T E R
N E P T U N E
M O O N





1515JUP003
JUPITER BLACK
15x15 - 6"x6" GLOSSY

3030JUP203
JUPITER BLACK
MOSAICO BRICK
5x2,5 - 2"x1" GLOSSY



MOON
BLUE

1515MON003

MOON BLUE

15x15 - 6"x6" GLOSSY

3030MON103

MOON BLUE

MOSAICO

5x5 - 2"x2" GLOSSY



1515NEP001
NEPTUNE SKY
15x15 6"x6" GLOSSY

3030NEP201
NEPTUNE SKY
MOSAICO BRICK
5x2,5 - 2"x1" GLOSSY

NEPTUNE SKY



JUPITER BRONZE

1515JUP004 **JUPITER BRONZE**
15x15 6"x6" GLOSSY

SWIMMING PLANET

SPESSORE
THICKNESS  8,5 MM

Gres porcellanato smaltato
Glazed porcelain tiles
Carreaux de gres cerame emailé
Glasiertes feinsteinzeug

colori & finiture

COLOURS AND FINISHES
COULEURS ET FINITIONS
FARBEN UND OBERFLAECHE



JUPITER **BLUE**



VENUS **BLUE**



MOON **BLUE**



NEPTUNE **BLUE**



JUPITER **SKY**



VENUS **SKY**



MOON **SKY**




NEPTUNE **SKY**



JUPITER **BRONZE**



VENUS **EMERALD**



MOON **EMERALD**



JUPITER **BLACK**

formati & pezzi speciali

SIZES & SPECIAL PIECES

FORMATS ET PIÈCES SPÉCIALES

FORMATE UND SONDERTEILE

JUPITER / MOON / NEPTUNE / VENUS_MARBLE LOOK



A
DIN 51097




sostanziale
substantial



V4

FORMATI SIZES	15x15 6"x6"	5x5 - 2"x2" 30x30 12"x12"	BRICK 5x2,5 - 2"x1" 30x30 12"x12"
COLORS	MOSAICI SU RETE / MESH MOUNTED MOSAICS		
JUPITER SKY	1515JUP001	3030JUP101	3030JUP201
JUPITER BLUE	1515JUP002	3030JUP102	3030JUP202
JUPITER BLACK	1515JUP003	3030JUP103	3030JUP203
JUPITER BRONZE	1515JUP004	3030JUP104	3030JUP204
VENUS SKY	1515VEN002	3030VEN112	3030VEN202
VENUS BLUE	1515VEN003	3030VEN113	3030VEN203
VENUS EMERALD	1515VEN004	3030VEN114	3030VEN204
MOON SKY	1515MON001	3030MON101	3030MON201
MOON EMERALD	1515MON002	3030MON102	3030MON202
MOON BLUE	1515MON003	3030MON103	3030MON203
NEPTUNE SKY	1515NEP001	3030NEP101	3030NEP201
NEPTUNE BLUE	1515NEP002	3030NEP102	3030NEP202



Si consiglia una posa con 2-3 mm di fuga.

We recommend installation with a joint of 2-3 mm.

Nous recommandons de faire installer au moins 2-3 mm de vol.

Wir empfehlen die Verlegung mit Fuge von mindestens 2-3 mm.


ONYX
BLUE

1515ONX002

ONYX BLUE

15x15 - 6"x6" GLOSSY





S W I M M I N G

POOL

C R Y S T A L
C R O S S
D E E P
O N Y X

CRYSTAL BLUE

1515CRY002

CRYSTAL BLUE


15x15 6"x6" GLOSSY

3030CRY202

CRYSTAL BLUE BRICK

30x30 12"x12" GLOSSY





CROSS BLUE

1515CSS002 **CROSS BLUE**
15x15 6"x6" GLOSSY


SWIMMING POOL

SPESSORE
THICKNESS  8,5 MM


Gres porcellanato smaltato
Glazed porcelain tiles
Carreaux de gres cerame emailé
Glasiertes feinsteinzeug

colori & finiture


COLOURS AND FINISHES
COULEURS ET FINITIONS
FARBEN UND OBERFLAECHE




CRYSTAL BLUE




DEEP BLUE



ONYX BLUE



CROSS BLUE




CRYSTAL NAVY




DEEP OCEAN



ONYX GREEN



CROSS MULTICOLOR




CRYSTAL RUST




DEEP LAND



ONYX BROWN



CRYSTAL EMERALD



DEEP EMERALD

formati & pezzi speciali

SIZES & SPECIAL PIECES

FORMATS ET PIÈCES SPÉCIALES

FORMATE UND SONDERTEILE

DEEP / ONYX / CROSS / CRYSTAL_MARBLE LOOK


A
DIN 51097

sostanziale
substantial



V4

FORMATI SIZES	15x15 6"x6"	5x5 - 2"x2" 30x30 12"x12"	BRICK 5x2,5 - 2"x1" 30x30 12"x12"
COLORS	MOSAICI SU RETE / MESH MOUNTED MOSAICS		
CRYSTAL EMERALD	1515CRY001	3030CRY101	3030CRY201
CRYSTAL BLUE	1515CRY002	3030CRY102	3030CRY202
CRYSTAL NAVY	1515CRY003	3030CRY103	3030CRY203
CRYSTAL RUST	1515CRY004	3030CRY104	3030CRY204
DEEP OCEAN	1515DEE001	3030DEE101	3030DEE201
DEEP EMERALD	1515DEE002	3030DEE102	3030DEE202
DEEP LAND	1515DEE003	3030DEE103	3030DEE203
DEEP BLUE	1515DEE004	3030DEE104	3030DEE204
ONYX GREEN	1515ONX001	3030ONX101	3030ONX201
ONYX BLUE	1515ONX002	3030ONX102	3030ONX202
ONYX BROWN	1515ONX003	3030ONX103	3030ONX203
CROSS MULTICOLOR	1515CSS001	3030CSS101	3030CSS201
CROSS BLUE	1515CSS002	3030CSS102	3030CSS202



Si consiglia una posa con 2-3 mm di fuga.





We recommend installation with a joint of 2-3 mm.

Nous recommandons de faire installer au moins 2-3 mm de vol.

Wir empfehlen die Verlegung mit Fuge von mindestens 2-3 mm.


CARATTERISTICHE TECNICHE

Technical features
 Caracteristiques techniques
 Technische eigenschaften

	CARATTERISTICA TECNICA TECHNICAL CHARACTERISTIC CARACTÉRISTIQUE TECHNIQUE TECHNISCHE EIGENSCHAFT	NORMA STANDARD NORM NORME	VALORE RICHIESTO VALUE VALEUR REQUISE GEFORDERTER WERT	VALORE VALUE VALEUR WERT
	Assorbimento d'acqua Water absorption Absorption d'eau Wasseraufnahme	EN ISO 10545-3	≤ 0,5%	Conforme Conforms
	Resistenza alle macchie (classi 1-5) Blots resistance (classes 1-5) Résistance aux taches (classes 1-5) Fleckenbeständigkeit (klasse 1-5)	EN ISO 10545-14	3	5
	Resistenza alla flessione Bending strength Résistance à la flexion Mechanischer Widerstand	EN ISO 10545-4	35 N/mm ²	Conforme Conforms
	Resistenza al gelo Frost resistance Resistance au gel Frostbeständigkeit	EN ISO 10545-12	Nessuna alterazione No change Aucune altération Keine Änderung	Conforme Conforms

IMBALLI E PESI

Packing & weight
 Emballages et poids
 Verpackungen un Gewichte

SIZE		BOX			PALLET		
		PZ	MQ	KG	BOX	MQ.	KG
15x15 - 6"x6"	8,5	44	1,00	16,50	48	48,00	812

PESO, COLORI E MISURE SONO SOGGETTI ALLE INEVITABILI VARIAZIONI TIPICHE DEL PROCESSO DI COTTURA DELLA CERAMICA. I COLORI SI AVVICINANO IL PIÙ POSSIBILE A QUELLI REALI NEI LIMITI CONSENTITI DAI PROCESSI DI STAMPA.

Weight, colours and dimensions are subject to the inevitable variations typical of the ceramic firing process. The colours are as close as possible to the actual colours, within the limits allowed by the printing process.

1515DEE003
DEEP LAND
15x15 6"x6" GLOSSY





www.ceramicavalsecchia.it

